

M-4 Splice Enclosure

Up to (10) Splices & (1) Splitter



Rendering for Schematic Purposes Only

Part Numbers:

30-10030.00H - M-4 Splice Case

30-10032.00H - M-4 Splice Case w/(4) SC/APC

30-10034.00H - M-4 Splice Case w/1/4 Splitter

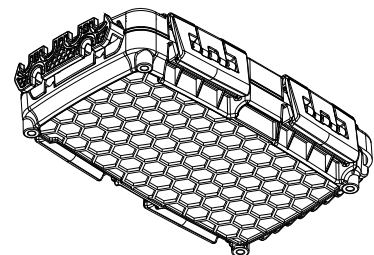
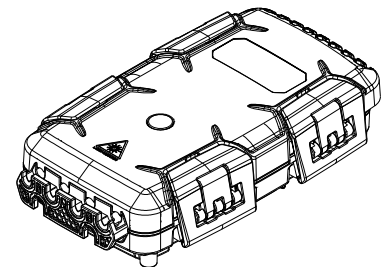

CONTACT & INFORMATION:

Tel: (920) 328-1020 Email: sales@raddnetwork.com Website: RaDDNetwork.com

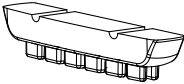
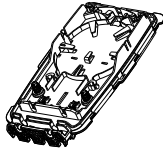
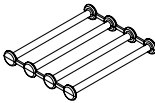

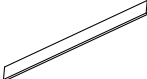

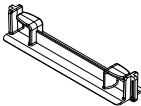


Technical Specifications:

NUMBER OF INPUT CABLE PORTS	2 Input cables terminated or a mid-span loop.
CABLE DIAMETERS	2.0 - 6.0mm
NUMBER OF OUTPUT CABLE PORTS	4
CABLE DIAMETERS	2.0 - 6.0mm
NUMBER OF ADAPTERS	4 SC SX Flangeless; or 4 LC DX Flangeless
NUMBER OF HEAT SHRINK SPLICES	10 of 2.4 x 45mm heat shrink splice protectors double stacked
SPLITTER CAPACITY	1 PLC bare fiber splitter 1:2 - 1:8; or 1 off PLC 900µm splitter 1:2 - 1:8
NETWORK CABLE FIBER STORAGE CAPACITY	Approximately 70 meters of 250µm bare fiber
REQUIRED SPACE	200 x 115 x 46mm (H x W x D)
OPERATING TEMPERATURE	-10°C to +60°C
INGRESS PROTECTION	IP68
MATERIALS	Outer casing: PPGF Internal assemblies: Variants of AS Seal: TPE Splice Tray: ABS



What is Included:

1X	MICROLOOP CASING BOTTOM GROMMETS	
1X	MICROLOOP FIBRE MANAGEMENT TRAY WITH SPLICE TRAY & SEAL	
1X	MICROLOOP CABLE PORT PLUG KIT	
8X	ZIP TIES 100 X 2.5MM	
1X	SINGLE SIDED FOAM TAPE, 150MM	
1X	OPTIONAL BARREL LOCK	
1X	BARE FIBER MANAGEMNT PLATE	
1X	ADAPTER PLATE	